

FREE GEO Pattern
Peyote Stitch Bracelet
© SuJen Jewelry Design 2009
All Rights Reserved
<http://sujensjewelry.com>
Distributed by:
SuJen Jewelry Designs

Supplies

1- size12 needle
Fireline or thread of your choice
Clasp of your choice

Miyuki Seed Beads


11-0402-Count 650
11-0401-Count 700

Thank you for downloading my patterns. I hope that you will enjoy them and respect my wishes by not making copies or using it to teach classes.

You may use this pattern to make finished items to sell to recover your costs, I do ask that you give me design credit.

www.readytobead.com is authorized to mass produce for kits with my written permission.

E-mail – sujen@cox.net



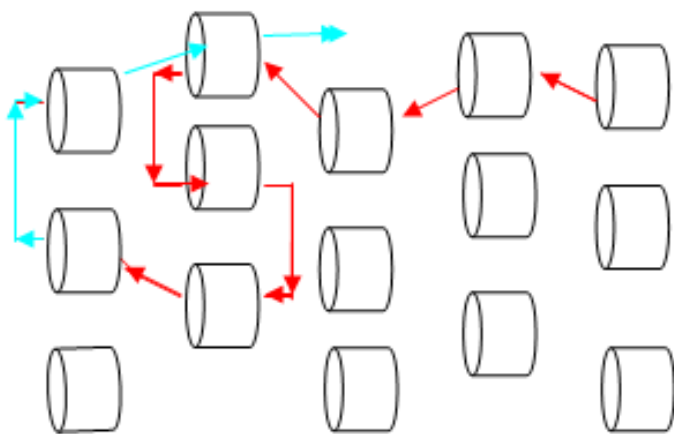
FREE GEO Pattern Peyote Stitch Bracelet

© SuJen Jewelry Design 2009
All Rights Reserved

<http://sujensjewelry.com>

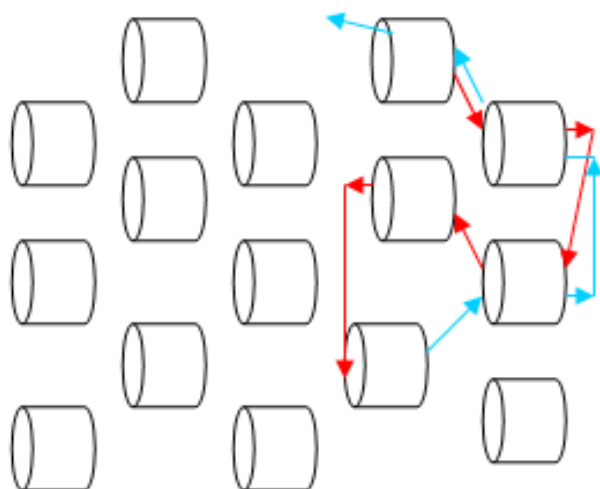
Distributed by:
SuJen Jewelry Designs

Follow these basic decrease instructions



Left to Right

By Following the Arrow **Red** path, you should be able to come out where the **blue** arrow is and continue to the other side. **Remember when you do this again for the following rows you must go down to the right through the bead directly below where your thread is coming out.**



Right to Left

At the end of the row, go through the last bead in the previous row. Go left through the bead below. Follow the **RED** arrows.

When you come back through to the **Blue** arrows, and follow the path, it should come back out through the bead to follow your stitch to the other side.

Drawing is a © of SuJen Jewelry Design 2009